

Be in control of your controller

System configuration	Ability to name the controller Create up to eight zones which can be named Choose how many channels are displayed simultaneously
Channel configurations	Choose alarm setpoints Select data each channel displays
Relay configurations	Set value for high and lows trips for each relay Choose colour for set trip value Set delays to each relay option
Copy channel	Copy and Paste an already configured channel to a new channel to save time for multiple identical channel configurations
Configuration upload / download	Set up configuration remotely via device and download onto SD card Inserting SD card into controller will automatically upload saved configuration

Specification

Small enclosure	Enclosure material	Fibreglass
	Dimensions	406.4 x 334.3 x 215.9mm (16.00 x 13.16 x 8.50 ins)
	Weight	7.7 Kg (17 lbs)
Large enclosure	Ingress Protection	NEMA 4X
	Enclosure material	Fibreglass
	Dimensions	612.4 x 687.3 x 241.6mm (24.11 x 27.06 x 9.51 ins)
Rack	Weight	25 Kg (55lbs)
	Ingress Protection	NEMA 4X
	Enclosure material	Fibreglass
Power	19 inch rack mount option also available	
Electrical output	Typical power use without detector heads is 20 to 50 Watts	
Operating temperature	4-20mA 2 wire current sink 4-20mA 3 wire current source RS-485 Modbus RTU Relays 5 Amp 30 Volt RJ45 network connection	
Humidity	-20°C to + 50°C	
Repeatability and drift	0 to 90% non-condensing	
Approvals	Digital channels – no controller variability Analog channels – <1% FSD change over a 1 year period	
EMC compliance	May be used in a non-hazardous area as part of an intrinsically safe system	
	CE marked	

Disclaimer

Every effort has been made to ensure the accuracy of this document at the time of printing. In accordance with the company's policy of continued product improvement Crowcon Detection Instruments Limited reserves the right to make product changes without notice. The products are routinely subject to a programme of testing which may result in some changes in the characteristics quoted. Technical information contained in this document or otherwise provided by Crowcon are based upon records, tests, or experience that the company believes to be reliable, but the accuracy, completeness, and representative nature of such information is not guaranteed.

Many factors beyond Crowcon Detection Instruments' control and uniquely within user's knowledge and control can affect the use and performance of a Crowcon product in a particular application.

As the products may be used by the client in circumstances beyond the knowledge and control of Crowcon Detection Instruments Limited, we cannot determine the relevance of these to an individual customer's application. It is the clients' sole responsibility to carry out the necessary tests to evaluate the usefulness of the products and review all applicable regulations and standards to ensure their safety of operation in a particular application.

CROWCON
Detecting Gas Saving Lives

GM16
GM64
GM128

Addressable Controller Range

Multiple channel capacity options (16 / 64 / 128)

Customisable controller configuration

Addressable capability

Full functionality and remote visibility of controller via internet browser



CROWCON
Detecting Gas Saving Lives

Crowcon reserves the right to change the design or specification of the product without notice.
© 2019 Crowcon Detection Instruments Ltd. Copyright to some photographs held separately.

www.crowcon.com

Addressable Controllers

3 Addressable Digital and 4-20ma Analog Controller Introductions

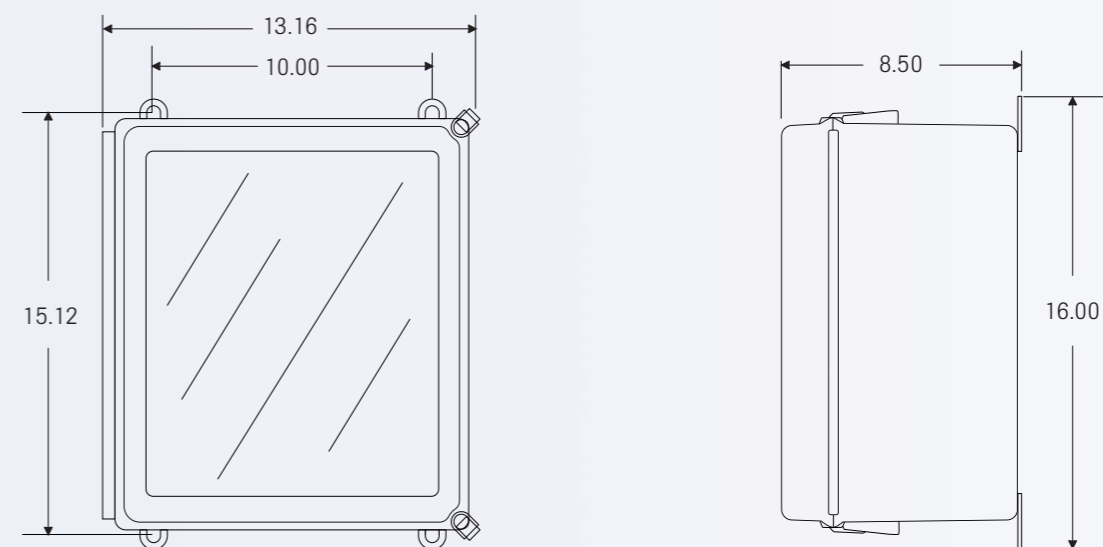
- GM16 – 16 channel addressable controller
- GM64 – 64 channel addressable controller
- GM128 – 128 channel (2 x GM64 addressable controllers paired together)

Crowcon's new range of addressable digital and 4-20ma analog controllers are modular, flexible, easy to configure and user friendly.

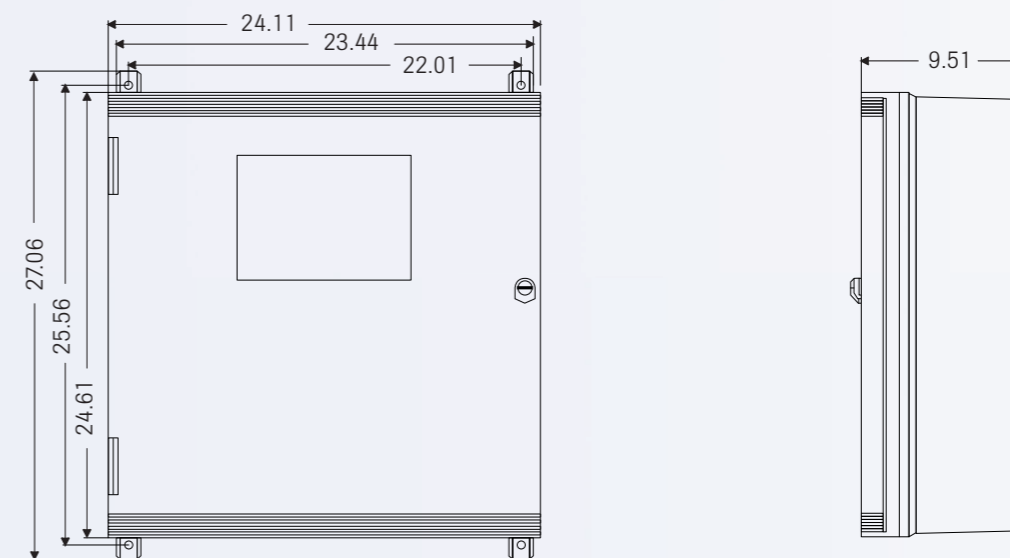
Simultaneous channel and alarm display via colour LCD screen for complete visibility and control over all live channels in system setup directly from non-intrusive controller display panel or remotely with direct to webpage live feed communication functionality on any device with internet access.



Small enclosure



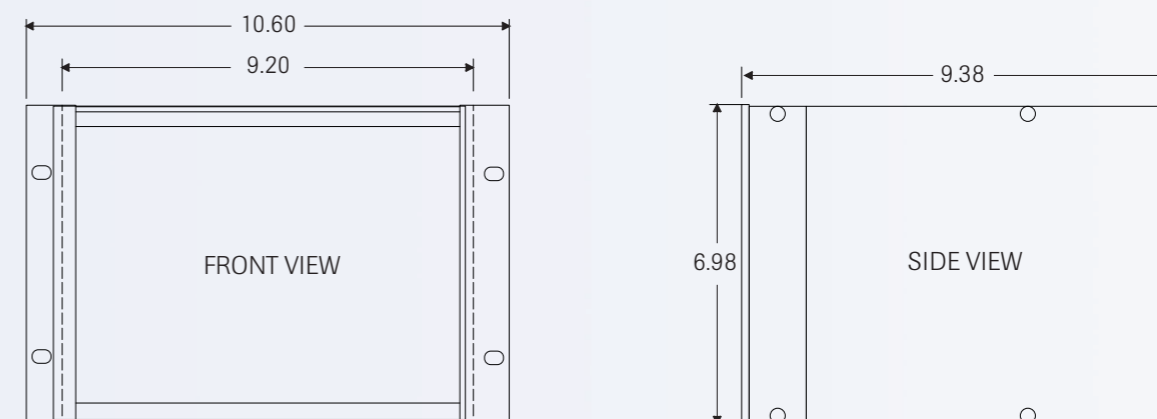
Large enclosure



Features

Modular design build	<p>Select how controller is configured</p> <p>Choose the configuration for your application: Select how many channel inputs are required Channel input communication type (MA, MV or Addressable): Select how many relay outputs are required</p> <p>Reduce complexity and cost by only including what is required for your application</p>
Multiple display options	<p>Display all active channels on the same screen</p> <p>Ability to combine channels into zones and view up to 8 zones simultaneously on one screen</p> <p>Trends screens allows view of last 24 hours or last 30-minute gas readings (current, max, min and average)</p>
Multiple communications	<p>4-20mA analog, RS-485 MODBUS and HART enabled communications as standard</p>

Rack mounting



*All dimensions are in inches